

Scaled data based on original data using  
LM-79-08 Approved Method: Electrical and Photometric Measurements of Solid-  
State Lighting Products

Test Report Prepared for  
Cooper Lighting Solutions  
(formerly Eaton)

Brand: McGRAW-EDISON

Report Number: P386598

Luminaire Tested: **GWC-SA2B-730-U-T4FT-HSS**

Issue Date: 3/3/2020

**Test Information**

Test Method: LM-79-08  
Report Number: P386598  
TEST IS SCALED FROM IESNA LM-79-08 TEST DATA (G2-1903-205-17)  
Test Lab: INNOVATION CENTER  
Issue Date: 3/3/2020  
Manufacturer: COOPER LIGHTING SOLUTIONS (FORMERLY EATON)  
Product Line: MCGRAW-EDISON  
Catalog Number: GWC-SA2B-730-U-T4FT-HSS  
Description: GALLEON WALL LUMINAIRE  
(2) 70 CRI, 3000K, 800mA LIGHTSQUARES WITH 16 LEDS EACH AND TYPE IV  
FORWARD THROW OPTICS WITH HOUSE SIDE SHIELD  
Light Source: -  
Ballast/Driver: ELECTRONIC DRIVER

**Summary**

Lumens per Lamp: N/A  
Luminaire Lumens: 7712 lumens  
Efficiency: N/A  
Efficacy: 89.7 lumens/watt  
Luminous Opening: Rectangular (W 1' x L: 0.5' x H: 0')  
IES Classification: Type IV - Short  
BUG Rating: B1 - U0 - G2

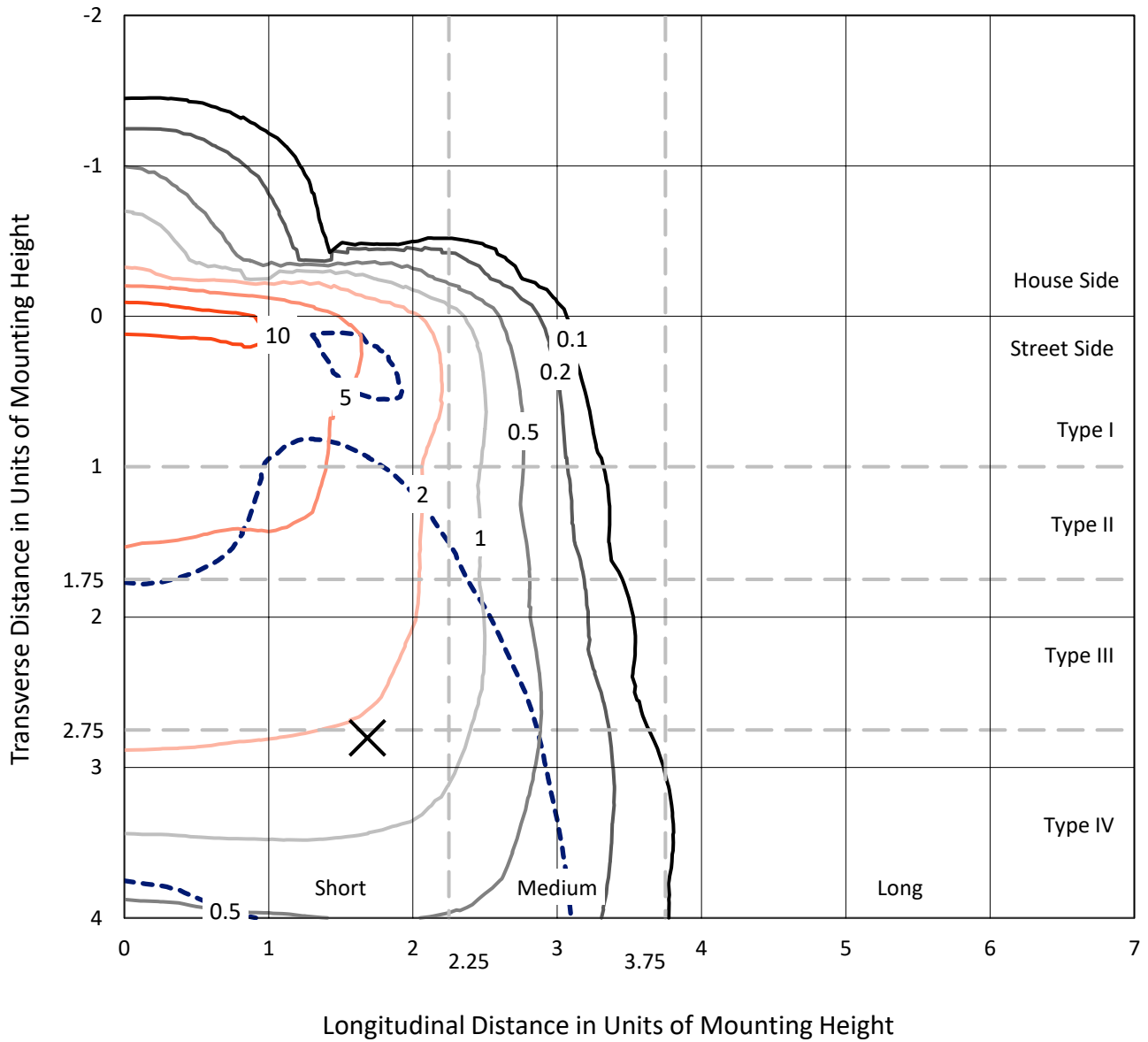
Input Watts (W): 86  
Input Voltage (V): NR  
Input Current (A<sub>in</sub>): NR  
Voltage Rise (V): NR  
Power Factor: NR  
Total Harmonic Distortion (THDi): NR  
Frequency (hertz): 60  
Stabilization Time: NR  
Operation Time: NR  
Ambient Temperature (°C): NR  
Test Distance: 24 FT



REPORT NUMBER: P386598  
 CATALOG NUMBER: GWC-SA2B-730-U-T4FT-HSS

### Iso-Footcandle Lines of Horizontal Illumination

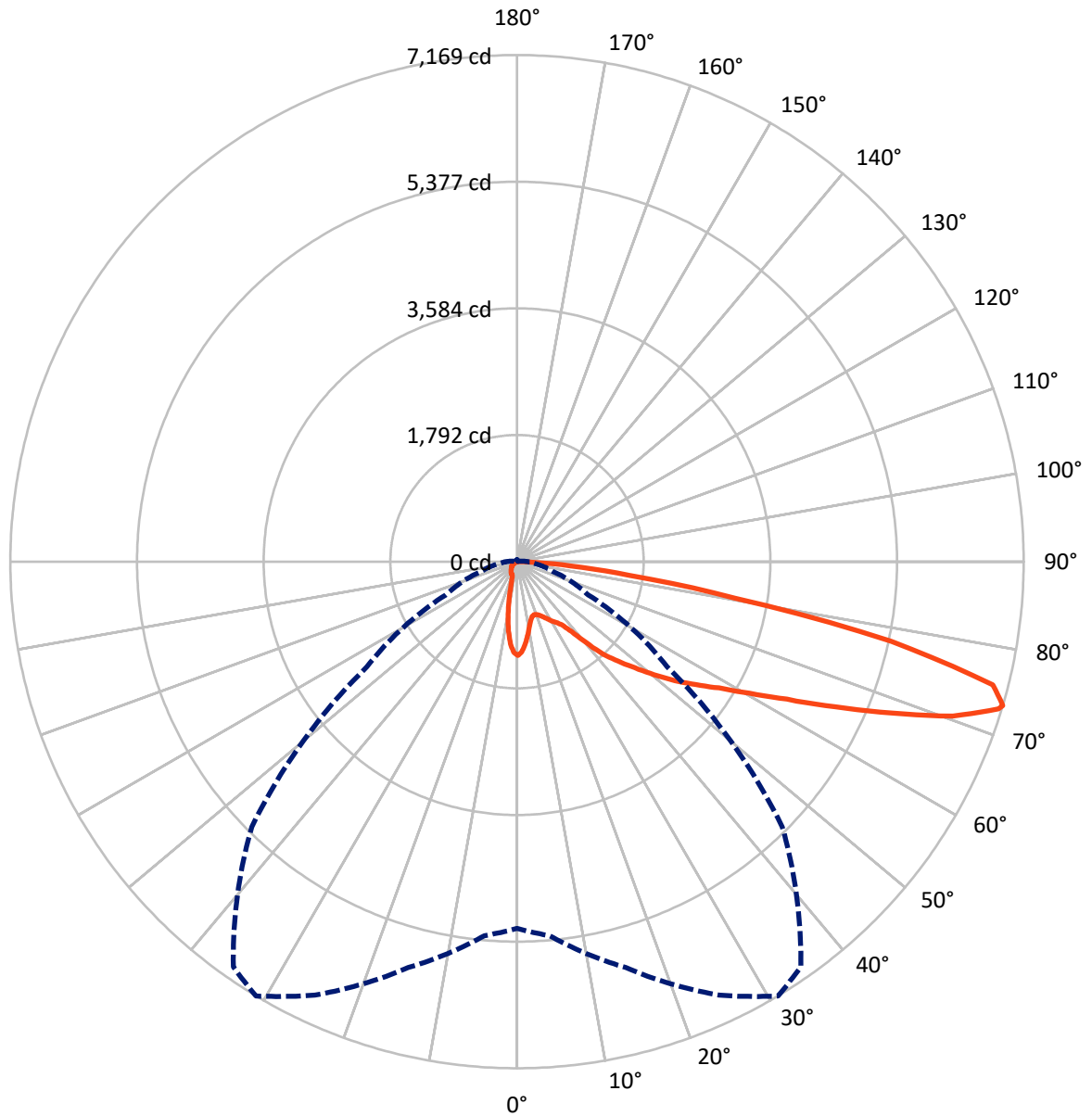
✕ Max cd  
 - - - 1/2 Max cd



Based on 10 foot mounting height. Maximum calculated value = 13.3 fc  
 Type IV - Short - N/A

REPORT NUMBER: P386598  
CATALOG NUMBER: GWC-SA2B-730-U-T4FT-HSS

### Luminous Intensity Polar Plot



— Vertical Plane Through 31-Deg Lateral    - - - Horizontal Cone Through 73-Deg Vertical

REPORT NUMBER: P386598

CATALOG NUMBER: GWC-SA2B-730-U-T4FT-HSS

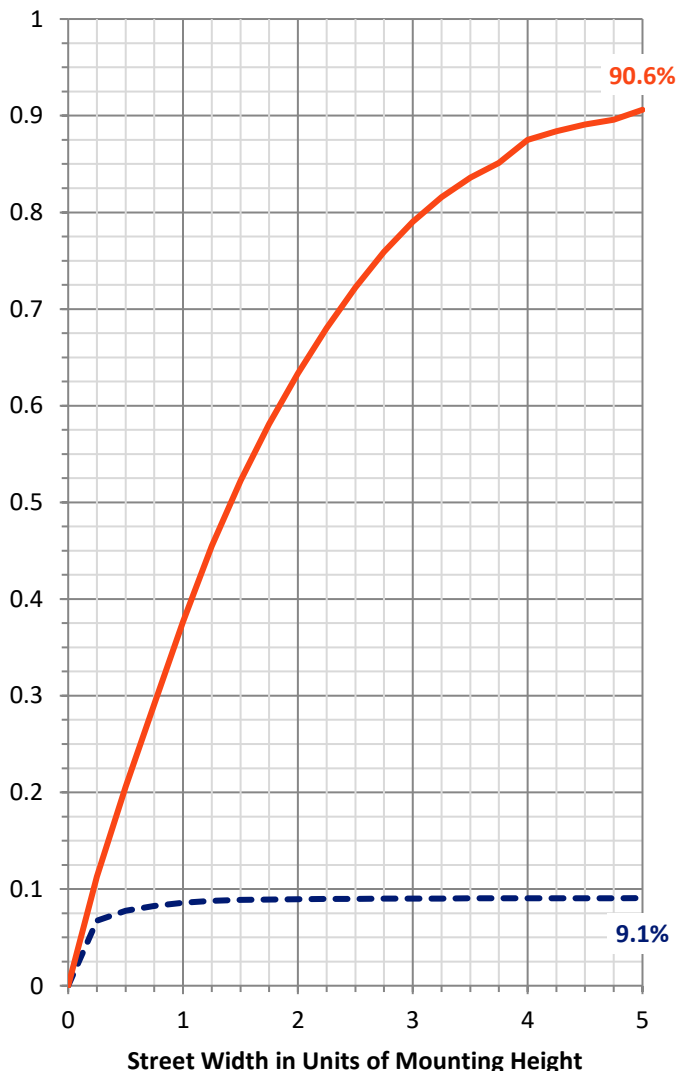
**FLUX DISTRIBUTION:**

		Downward	Upward	Total
<b>House Side</b>	Lumens	703.0	0.0	703.0
	% Fixture	9.1	0.0	9.1
<b>Street Side</b>	Lumens	7009.0	0.0	7009.0
	% Fixture	90.9	0.0	90.9
<b>Total</b>	Lumens	7712.0	0.0	7712.0
	% Fixture	100.0	0.0	100.0

**ZONAL LUMENS:**

Zone	Lumens	% Fixture
0°-10°	110.0	1.4
10°-20°	238.9	3.1
20°-30°	357.9	4.6
30°-40°	569.4	7.4
40°-50°	1016.8	13.2
50°-60°	1577.8	20.5
60°-70°	2097.5	27.2
70°-80°	1577.8	20.5
80°-90°	165.8	2.1
90°-100°	0.0	0.0
100°-110°	0.0	0.0
110°-120°	0.0	0.0
120°-130°	0.0	0.0
130°-140°	0.0	0.0
140°-150°	0.0	0.0
150°-160°	0.0	0.0
160°-170°	0.0	0.0
170°-180°	0.0	0.0
0°-90°	7712.0	100.0
0°-180°	7712.0	100.0

**Coefficient of Utilization**



REPORT NUMBER: P386598

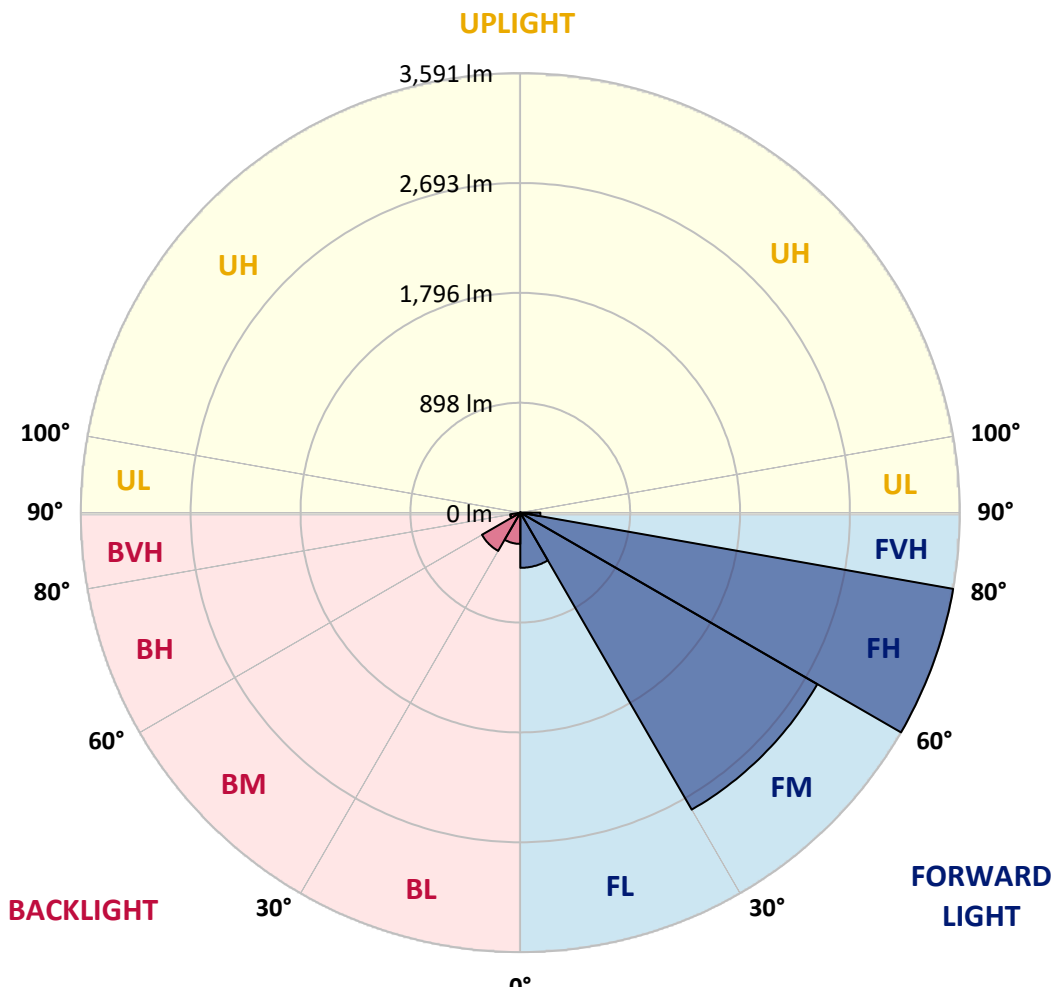
CATALOG NUMBER: GWC-SA2B-730-U-T4FT-HSS

**LUMINAIRE CLASSIFICATION SYSTEM LUMEN TABLE AND BUG RATING:**

Zone	Lumens	% Fixture	Zone Rating/Lumen Limit		
			B	U	G
FL (0°-30°)	451.2	5.9			
FM (30°-60°)	2802.3	36.3			
FH (60°-80°)	3591.2	46.6			G2/5000
FVH (80°-90°)	164.4	2.1			G2/225
BL (0°-30°)	255.6	3.3	B1/500		
BM (30°-60°)	361.8	4.7	B1/1000		
BH (60°-80°)	84.1	1.1	B0/110		G0/110
BVH (80°-90°)	1.4	0.0			G0/10
UL (90°-100°)	0.0	0.0		U0/0	
UH (100°-180°)	0.0	0.0		U0/0	

**BUG Rating: B1-U0-G2**

Type IV Short





REPORT NUMBER: P386598

CATALOG NUMBER: GWC-SA2B-730-U-T4FT-HSS

**CANDELA DISTRIBUTION (FULL):**

	0°	5°	15°	25°	31°	35°	45°	55°	65°	75°	85°
0°	1326.9	1326.9	1326.9	1326.9	1326.9	1326.9	1326.9	1326.9	1326.9	1326.9	1326.9
2.5°	1257.4	1262.7	1268.4	1269.5	1278.9	1279.3	1292.9	1303.1	1313.3	1323.1	1326.5
5°	1128.4	1137.0	1147.2	1157.4	1177.4	1185.3	1218.6	1252.5	1285.0	1315.9	1331.0
7.5°	990.6	1000.4	1014.8	1040.1	1062.3	1077.8	1130.3	1190.6	1251.0	1308.0	1340.8
10°	865.0	874.0	889.1	915.9	950.2	971.4	1041.9	1125.7	1214.4	1300.8	1355.5
12.5°	784.9	789.9	798.2	826.8	857.8	881.6	964.6	1068.4	1184.2	1300.4	1379.3
15°	770.2	771.7	764.9	777.8	801.9	825.0	909.1	1021.9	1161.2	1306.5	1410.3
17.5°	793.6	792.9	770.2	768.7	788.0	806.8	881.9	989.9	1145.0	1320.4	1450.3
20°	829.1	826.5	787.2	780.0	800.4	818.2	880.0	977.8	1138.9	1343.8	1499.0
22.5°	876.3	871.7	810.2	802.7	824.6	843.1	903.4	989.5	1144.2	1375.2	1555.6
25°	934.8	928.0	849.9	841.6	863.8	882.3	945.3	1023.1	1160.1	1413.3	1627.3
27.5°	1000.8	991.0	913.3	891.7	917.0	936.3	1001.2	1074.4	1185.0	1453.7	1715.2
30°	1063.1	1050.2	980.1	944.6	975.5	997.0	1061.6	1135.5	1225.0	1515.9	1835.6
32.5°	1125.7	1111.4	1039.7	997.4	1025.3	1048.7	1123.8	1219.7	1300.1	1611.0	1995.6
35°	1269.9	1254.8	1166.9	1097.0	1096.7	1109.9	1211.0	1334.8	1399.3	1743.5	2186.5
37.5°	1512.5	1503.9	1420.1	1287.6	1252.1	1237.4	1329.9	1472.2	1542.0	1925.8	2402.0
40°	1778.2	1770.7	1676.7	1556.7	1502.7	1466.5	1500.5	1663.5	1743.5	2148.4	2622.0
42.5°	2078.2	2042.4	1874.8	1839.0	1790.7	1763.1	1732.5	1899.3	1991.1	2390.7	2840.2
45°	2350.7	2290.3	2072.9	2018.6	2007.7	2014.5	2031.4	2216.3	2269.6	2678.6	3057.5
47.5°	2513.0	2465.4	2298.6	2246.5	2243.5	2288.4	2416.7	2574.5	2546.9	2929.6	3248.9
50°	2667.3	2624.3	2485.8	2498.6	2512.6	2573.7	2854.1	2942.8	2800.2	3157.2	3424.3
52.5°	2792.2	2726.6	2654.1	2726.2	2794.9	2893.4	3305.5	3273.4	2979.8	3338.3	3574.5
55°	2864.3	2834.5	2869.6	2942.0	3071.1	3231.1	3731.5	3548.5	3111.1	3503.6	3674.5
57.5°	3128.5	3070.0	3139.8	3202.4	3370.8	3594.5	4096.5	3753.4	3205.8	3605.9	3697.6
60°	3448.1	3400.9	3442.1	3546.2	3773.4	4036.4	4437.6	3920.6	3255.3	3671.5	3637.9
62.5°	3956.8	3894.6	3868.9	3985.5	4286.7	4573.8	4696.5	4036.4	3244.3	3642.5	3433.4
65°	4638.4	4573.8	4459.1	4564.8	4947.8	5150.5	4985.9	4061.0	3168.9	3407.4	2916.4
67.5°	5336.5	5289.7	5191.6	5369.7	5715.4	5780.7	5292.0	4001.4	2925.8	2762.8	2060.5
70°	5797.7	5777.7	5841.5	6235.4	6543.8	6524.9	5572.8	3681.0	2280.5	1699.0	1019.3
72.5°	5465.2	5561.1	6032.0	6746.4	7123.0	6969.1	5428.6	2826.6	1303.5	653.6	294.7
73°	5189.7	5312.4	5946.4	6765.7	7168.7	7000.0	5307.5	2594.5	1111.0	515.9	223.4
75°	3610.4	3761.0	4922.9	6301.1	6955.1	6669.4	4424.0	1588.0	514.7	228.7	90.2
77.5°	1752.9	1864.3	2710.7	4552.7	5409.0	5210.9	2754.1	591.7	232.5	143.0	41.5
80°	654.4	727.6	1176.7	2317.1	3125.8	3207.7	1211.4	223.8	154.7	115.1	21.1
82.5°	171.3	191.0	434.0	1033.3	1602.0	1676.7	381.9	112.8	113.2	94.7	12.8
85°	54.7	62.6	135.5	463.8	754.8	662.7	99.6	54.7	82.3	70.6	7.2
87.5°	6.8	8.7	43.0	109.1	166.4	92.5	15.5	16.2	35.1	39.2	4.2
90°	0.0	0.0	0.0	0.0	0.0	0.0	0.0	0.0	0.0	0.0	0.0



REPORT NUMBER: P386598

CATALOG NUMBER: GWC-SA2B-730-U-T4FT-HSS

**CANDELA DISTRIBUTION (continued):**

	90°	95°	105°	115°	125°	135°	145°	155°	165°	175°	180°
0°	1326.9	1326.9	1326.9	1326.9	1326.9	1326.9	1326.9	1326.9	1326.9	1326.9	1326.9
2.5°	1329.9	1328.0	1328.4	1318.6	1312.1	1299.3	1286.1	1280.1	1273.7	1271.0	1273.7
5°	1336.7	1333.3	1323.5	1293.3	1261.2	1219.7	1180.8	1151.4	1114.4	1104.2	1114.8
7.5°	1347.2	1340.5	1311.8	1250.3	1178.9	1099.7	1010.6	945.7	892.5	858.2	870.6
10°	1362.7	1349.9	1292.1	1187.6	1060.1	919.7	793.3	694.8	624.9	596.3	595.1
12.5°	1388.8	1364.6	1268.0	1106.1	914.8	727.6	561.9	455.1	398.5	361.9	361.2
15°	1417.4	1382.0	1237.4	1008.4	745.7	521.2	361.9	280.8	244.2	232.5	231.0
17.5°	1452.5	1402.0	1197.8	888.0	568.7	345.3	236.2	212.8	211.3	210.2	210.2
20°	1496.7	1425.7	1146.9	750.2	403.4	230.6	200.8	202.3	203.0	201.5	201.9
22.5°	1548.0	1449.9	1086.1	602.3	272.8	192.8	192.1	194.0	194.7	194.0	194.4
25°	1607.6	1477.8	1012.1	447.2	197.0	183.0	184.9	187.6	189.4	189.4	189.4
27.5°	1681.6	1511.8	923.1	312.1	170.2	172.8	178.1	183.0	185.7	186.4	186.4
30°	1777.8	1554.0	816.3	214.0	154.7	159.3	169.1	178.5	183.4	184.2	184.5
32.5°	1899.3	1601.6	692.5	158.1	141.5	144.9	155.5	171.3	180.8	182.3	182.3
35°	2038.6	1656.7	559.3	137.7	132.1	133.2	141.5	159.6	176.2	180.4	180.8
37.5°	2191.1	1711.0	425.3	128.7	124.2	124.2	130.2	145.7	165.3	178.1	179.6
40°	2333.3	1743.9	298.1	121.5	117.0	117.0	122.3	133.6	152.1	171.3	175.5
42.5°	2464.7	1755.2	207.6	114.7	110.2	111.3	115.9	124.9	138.9	158.1	161.9
45°	2599.8	1753.3	151.3	106.8	103.4	106.8	110.2	117.0	127.2	138.1	138.9
47.5°	2701.7	1737.5	120.0	99.3	97.0	101.5	104.5	109.1	114.7	114.0	114.0
50°	2797.1	1699.0	96.6	89.1	90.6	95.9	97.4	98.9	99.3	92.1	91.3
52.5°	2869.6	1639.0	77.4	78.1	84.2	89.4	87.9	85.7	81.9	73.2	71.7
55°	2893.7	1523.5	60.8	64.5	74.7	81.5	75.9	70.9	63.8	56.6	55.1
57.5°	2850.0	1374.4	49.4	50.2	63.0	68.7	62.3	56.6	48.7	42.6	41.5
60°	2757.1	1208.7	40.8	37.7	48.7	53.6	49.4	43.8	36.6	32.1	31.7
62.5°	2573.0	1032.1	33.6	29.4	37.0	41.1	38.5	34.3	28.3	25.3	24.9
65°	2185.8	825.7	27.2	23.8	28.7	32.1	29.8	26.8	22.3	20.0	19.6
67.5°	1525.7	558.1	22.3	19.6	22.6	25.3	23.4	21.9	17.7	17.4	17.7
70°	735.9	269.1	18.5	15.8	17.7	19.6	18.9	17.7	17.0	19.6	22.6
72.5°	211.0	90.2	14.7	13.2	14.3	15.5	16.2	15.8	18.5	23.8	27.5
73°	162.3	72.8	14.0	12.5	13.6	15.1	15.8	15.5	18.9	24.2	27.5
75°	69.4	35.1	10.6	10.2	11.3	13.2	14.0	14.0	18.9	24.5	26.4
77.5°	31.3	18.9	6.8	7.9	9.8	10.6	11.7	11.7	15.1	18.9	18.9
80°	17.7	10.2	5.3	6.0	7.2	7.2	7.2	6.4	6.8	7.5	8.3
82.5°	11.3	6.8	4.2	4.9	4.5	3.8	3.0	3.0	2.6	3.0	3.8
85°	6.4	3.8	3.8	3.0	1.9	1.5	1.9	1.5	0.4	0.0	0.4
87.5°	3.8	2.3	1.1	0.0	0.0	0.0	0.0	0.0	0.0	0.0	0.0
90°	0.0	0.0	0.0	0.0	0.0	0.0	0.0	0.0	0.0	0.0	0.0



Signify Classified - Internal  
Cooper Lighting Solutions Photometric Lab  
1121 Highway 74 South  
Peachtree City, GA 30269

Scaled Data Report



Report Generated By 670245982

Signify Classified - Internal  
Cooper Lighting Solutions Photometric Lab  
1121 Highway 74 South  
Peachtree City, GA 30269

Scaled Data Report



Signify Classified - Internal  
Cooper Lighting Solutions Photometric Lab  
1121 Highway 74 South  
Peachtree City, GA 30269

Scaled Data Report



Signify Classified - Internal  
Cooper Lighting Solutions Photometric Lab  
1121 Highway 74 South  
Peachtree City, GA 30269

Scaled Data Report





--- HS — SS

Signify Classified - Internal  
Cooper Lighting Solutions Photometric Lab  
1121 Highway 74 South  
Peachtree City, GA 30269

Scaled Data Report



u

Signify Classified - Internal  
Cooper Lighting Solutions Photometric Lab  
1121 Highway 74 South  
Peachtree City, GA 30269

Scaled Data Report



Signify Classified - Internal  
Cooper Lighting Solutions Photometric Lab  
1121 Highway 74 South  
Peachtree City, GA 30269

Scaled Data Report



(END OF REPORT)